


























**RITCO HINO TRUCK**

<p>R10FB 12031-1862 FB Front Engine Mounting</p>  <p>B : 4 / C : 16 pcs.</p>	
<p>R10FMR 12031-1580 FM 186 Front Engine Mounting (RE, RH)</p>  <p>B : 2 / C : 8 pcs.</p>	
<p>R10KM310 12031-1080 KM 310 Front Engine Mounting</p>  <p>B : 4 / C : 32 pcs.</p>	<p>R10KM505 12031-1670 KM 505 Front Engine Mounting</p>  <p>B : 2 / C : 16 pcs.</p>
<p>R10KT725 12031-1880 KT 725, EH700 Front Engine Mounting</p>  <p>B : 2 / C : 8 pcs.</p>	
<p>R11KL 12035-1960 KL Rear Engine Mounting (RH)</p>  <p>B : 2 / C : 16 pcs.</p>	<p>R11KM310 12035-1170 KM 310 Rear Engine Mounting</p>  <p>B : 4 / C : 32 pcs.</p>
<p>R11KM505 12035-1830 KM 505 Rear Engine Mounting</p>  <p>B : 4 / C : 32 pcs.</p>	




**RITCO ISUZU TRUCK**

<p>R10FT175 1-53215141-0 FT175, R/K175 Front Engine Mounting B : 4 / C : 16 pcs.</p> 	<p>R10FX210 1-53215135-0 FXZ 210, 6SA Front Engine Mounting B : 2 / C : 16 pcs.</p> 
<p>R10JCM 1-53215048-0 JCM Front Engine Mounting B : 4 / C : 32 pcs.</p> 	<p>R10S250 9-53215602-0 S250 Front Engine Mounting B : 6 / C : 48 pcs.</p> 
<p>R10TX 9-53215058-0 TX Front Engine Mounting B : 2 / C : 16 pcs.</p> 	
<p>R10KS21L 9-53215612-2 KS21 Front Engine Mounting (LH) B : 4 / C : 32 pcs.</p> 	<p>R10KS21R 9-53215611-2 KS21 Front Engine Mounting (RH) B : 4 / C : 32 pcs.</p> 
<p>R10KS22L 9-53215032-0 KS22 Front Engine Mounting (LH) B : 4 / C : 32 pcs.</p> 	<p>R10KS22R 9-53215031-0 KS22 Front Engine Mounting (RH) B : 4 / C : 32 pcs.</p> 
<p>R10NPR1L 8-97079220-1 NPR (120 HP) Front Engine Mounting (LH) B : 2 / C : 16 pcs.</p> 	<p>R10NPR1R 8-97079219-1 NPR (120 HP) Front Engine Mounting B : 2 / C : 16 pcs.</p> 
<p>R10NPRL 8-94172019-0 NPR (115 HP) Front Engine Mounting (LH) B : 4 / C : 32 pcs.</p> 	<p>R10NPRR 8-94172018-0 NPR (115 HP) Front Engine Mounting (RH) B : 4 / C : 32 pcs.</p> 
<p>R10NPR2L 8-97120498-1 NPR 1988 Front Engine Mounting (LH) B : 2 / C : 16 pcs.</p> 	<p>R10NPR2R 8-97120497-1 NPR 1988 Front Engine Mounting (RH) B : 2 / C : 16 pcs.</p> 



**RITCO ISUZU TRUCK**





<p>R11FXML 1-53225123-0 FXM Rear Engine Mounting (LH) B : 1 / C : 4 pcs.</p> 	<p>R11FXMR 1-53225119-0 FXM Rear Engine Mounting (RH) B : 1 / C : 4 pcs.</p> 
<p>R11NPR 8-94111903-0 NPR Rear Engine Mounting B : 6 / C : 72 pcs.</p> 	
<p>R26NPRF 8-94120021-0 NPR Cover Bush B : 12 / C : 144 pcs.</p> 	
<p>R26NPRE 8-94118588-1 NPR Spring Shackle Bush (RE) B : 10 / C : 120 pcs.</p> 	<p>R20NPRF 8-94113314-2 NPR Spring Shackle Rubber (FR) B : 20 / C : 240 pcs.</p> 
<p>R26S220E 8-94130354-0 S220, S250, NPR (42 mm) Spring Shackle Bush (RE) B : 10 / C : 120 pcs.</p> 	<p>R26S220F 9-51151023-0 S220, S250 Spring Shackle Bush (FR) B : 10 / C : 120 pcs.</p> 
<p>R26TL79F 5-51351028-0 TL79 Spring Shackle Bush (FR, RE) B : 20 / C : 240 pcs.</p> 	<p>R28NPR 8-94119958-1, 8-97254387-0 NPR Bumper Bound B : 10 / C : 120 pcs.</p> 
<p>R29S250 5-37516006-0 NPR, ELF (85 HP) Center Bearing B : 1 / C : 20 pcs.</p> 	



# RUBBER INTERTRADE CO., LTD.

Automotive Rubber Spare Parts and Rubber-to-Metal Bonded parts

## RITCO MITSUBISHI TRUCK

<p>R10FU215 ME031962 FUSO 215, 527 Front Engine Mounting</p>	 <p>B : 4 / C : 16 pcs.</p>
<p>R11FU527R ME030949, ME033872 FUSO 527 Rear Engine Mounting</p>	<p>R11FU527L ME030948, ME033871 FUSO 527 Rear Engine Mounting (LH)</p>  <p>B : 1 / C : 4 pcs.</p>
<p>R11FU215 ME031365 FUSO 215 Rear Engine Mounting</p>	 <p>B : 2 / C : 16 pcs.</p>
<p>R26FE111 MB025153 FE111 Spring Shackle Bush</p>	 <p>B : 10 / C : 160 pcs.</p>